

X-RAY EQUIPMENT



DEL MEDICAL FWFC TUBE STAND

The Floor-wall/foor-ceiling tube stand feature extensive vertical travel, allowing for a full range of upright positions. The tube stand features electro-magnetic locks and an angulating tube arm for easy and accurate positioning.

The 140 kHu 1.0 mm x 2.0 mm focal spot tube ensures high resolution images. The standard 72" (183 cm) tracks allow for 40" (100 cm) and 72" (183 cm) detector distances

Lead time: Subject to stock availability, transit times and radiation licensing. Estimated shipping date to be provided once the purchase is confirmed

[Read More](#)

CODE E-GEN1042

Categories: [X-Ray Components](#), [X-Ray Equipment](#)

Tags: [CMP](#), [CPI Generator](#), [DEL](#), [generator](#)



MANUAL COLLIMATOR CML 125 - COLLIMARE

Your First Choice for Collimator Needs

- Manual Certified Units
- Non-Certified Veterinarian Units
- Portable Certified Units
- Portable Non-Certified Veterinarian Units
- Mobile Certified Units
- High Throughput Clinical Application Units
- Custom Units
- Collimator Accessories and Add-ons

Lead time: Subject to stock availability, transit times and radiation licensing. Estimated shipping date to be provided once the purchase is confirmed

[Read More](#)

CODE E-GEN1020

Categories: [X-Ray Components](#), [X-Ray Equipment](#)

Tags: [CMP](#), [CPI Generator](#), [DEL](#), [generator](#)



X-RAY TUBE VAREX DIAMOND RAD 14

The RAD-14 is a 3" (80mm), 150 kV, 212 kJ (300 KHU) rotating anode insert specifically designed for general radiographic and fluoro/spotfilm procedures. The insert features a 12° tungsten rhenium molybdenum target and is available in the following focal spot combinations:

0.3 - 1.2
0.6 - 1.2
0.6 - 1.5
IEC 60336

Nominal Anode Input Power:

Small (0.3) - 7.5 kW IEC 60613

Small (0.6) - 32 kW IEC 60613

Large (1.2) - 77 kW IEC 60613

Large (1.5) - 95 kW IEC 60613 For the equivalent anode input power of 80 Watts

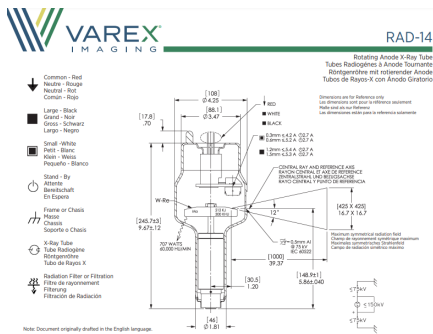
Lead time: Subject to stock availability, transit times and radiation licensing. Estimated shipping date to be provided once the purchase is confirmed

[Read More](#)

CODE E-GEN1083

Categories: [X-Ray Components](#), [X-Ray Equipment](#)

Tags: [CMP](#), [CPI Generator](#), [DEL](#), [generator](#)



CPI CMP200 X-RAY GENERATOR

The **CMP 200® generator** series offers advanced high quality radiographic capabilities with unmatched performance and reliability resulting in the lowest cost of ownership over the product lifetime. This generator is suitable for film and CR-based radiographic systems and features leading edge computer-based controls to minimize patient dose and maximize image quality while demonstrating excellent reproducibility with user-friendly operator controls.

ATX has factory trained personnel to advise, install and maintain CPI generators.

Generators can be retrofitted into your existing bucky room or included into a new facility.

[CM Series Gen](#)

OPTIONS

- Automatic Exposure Control (AEC)
- Dose Area Product (DAP)
- Exposure Hand Switch
- Membrane Control Console
- Mini-Control Console

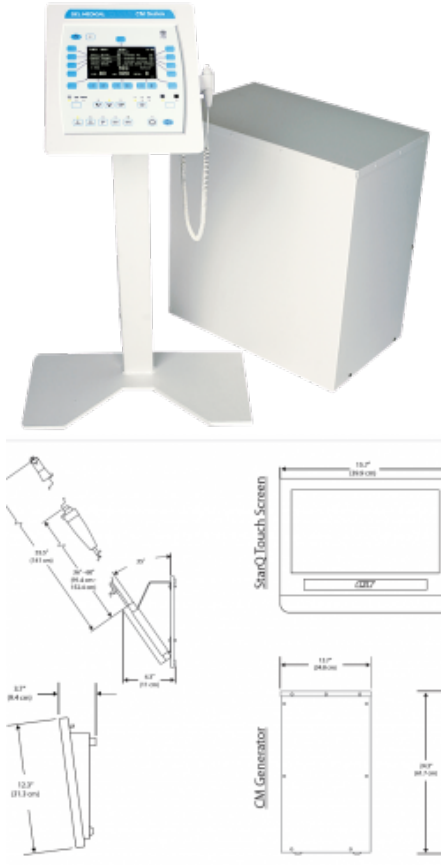
Lead time: Subject to stock availability, transit times and radiation licensing. Estimated shipping date to be provided once the purchase is confirmed

[Read More](#)

CODE E-GEN1016

Categories: [X-Ray Components](#), [X-Ray Equipment](#)

Tags: [CMP](#), [CPI Generator](#), [DEL](#), [generator](#)



X-RAY COMPONENTS



DEL MEDICAL FWFC TUBE STAND

The Floor-wall/foor-ceiling tube stand feature extensive vertical travel, allowing for a full range of upright positions. The tube stand features electro-magnetic locks and an angulating tube arm for easy and accurate positioning.

The 140 kHu 1.0 mm x 2.0 mm focal spot tube ensures high resolution images. The standard 72" (183 cm) tracks allow for 40" (100 cm) and 72" (183 cm) detector distances

Lead time: Subject to stock availability, transit times and radiation licensing. Estimated shipping date to be provided once the purchase is confirmed

[Read More](#)

CODE E-GEN1042

Categories: [X-Ray Components](#), [X-Ray Equipment](#)

Tags: [CMP](#), [CPI Generator](#), [DEL](#), [generator](#)



MANUAL COLLIMATOR CML 125 - COLLIMARE

Your First Choice for Collimator Needs

- Manual Certified Units
- Non-Certified Veterinarian Units
- Portable Certified Units
- Portable Non-Certified Veterinarian Units
- Mobile Certified Units
- High Throughput Clinical Application Units
- Custom Units
- Collimator Accessories and Add-ons

Lead time: Subject to stock availability, transit times and radiation licensing. Estimated shipping date to be provided once the purchase is confirmed

[Read More](#)

CODE E-GEN1020

Categories: [X-Ray Components](#), [X-Ray Equipment](#)

Tags: [CMP](#), [CPI Generator](#), [DEL](#), [generator](#)



X-RAY TUBE VAREX DIAMOND RAD 14

The RAD-14 is a 3" (80mm), 150 kV, 212 kJ (300 KHU) rotating anode insert specifically designed for general radiographic and fluoro/spotfilm procedures. The insert features a 12° tungsten rhenium molybdenum target and is available in the following focal spot combinations:

0.3 - 1.2
0.6 - 1.2
0.6 - 1.5
IEC 60336

Nominal Anode Input Power:

Small (0.3) - 7.5 kW IEC 60613

Small (0.6) - 32 kW IEC 60613

Large (1.2) - 77 kW IEC 60613

Large (1.5) - 95 kW IEC 60613 For the equivalent anode input power of 80 Watts

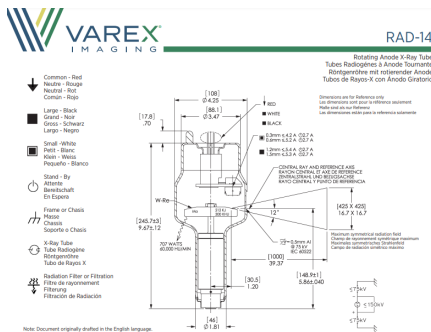
Lead time: Subject to stock availability, transit times and radiation licensing. Estimated shipping date to be provided once the purchase is confirmed

[Read More](#)

CODE E-GEN1083

Categories: [X-Ray Components](#), [X-Ray Equipment](#)

Tags: [CMP](#), [CPI Generator](#), [DEL](#), [generator](#)



Tailored veterinary system and solutions including digital - CR - DR x-ray, other diagnostic equipment supply and service.



CPI CMP200 X-RAY GENERATOR

The **CMP 200® generator** series offers advanced high quality radiographic capabilities with unmatched performance and reliability resulting in the lowest cost of ownership over the product lifetime. This generator is suitable for film and CR-based radiographic systems and features leading edge computer-based controls to minimize patient dose and maximize image quality while demonstrating excellent reproducibility with user-friendly operator controls.

ATX has factory trained personnel to advise, install and maintain CPI generators.

Generators can be retrofitted into your existing bucky room or included into a new facility.

[CM Series Gen](#)

OPTIONS

- Automatic Exposure Control (AEC)
- Dose Area Product (DAP)
- Exposure Hand Switch
- Membrane Control Console
- Mini-Control Console

Lead time: Subject to stock availability, transit times and radiation licensing. Estimated shipping date to be provided once the purchase is confirmed

[Read More](#)

CODE E-GEN1016

Categories: [X-Ray Components](#), [X-Ray Equipment](#)

Tags: [CMP](#), [CPI Generator](#), [DEL](#), [generator](#)

